



ಬೃಹತ್ ಬೆಂಗಳೂರು ಮಹಾನಗರ ಪಾಲಿಕೆ
Bruhat Bengaluru Mahanagara Palike



BBMP COVID-19 WAR ROOM 24.10.2022



OVERVIEW OF COVID-19 IN BENGALURU



CASE TRENDS

ACTIVE CASES **1,980**

Confirmed Cases

61

18,74,001 #

Recovered Cases

64

18,55,031 #

Death Cases

0

16,990 #



HOSPITALIZATION

6

ICU – V

-

ICU

1

HDU

-

General

5

INCLUDES GOVT. QUOTA AND PRIVATE WALK-IN HOSPITALIZATION



VACCINATION

104

2,04,73,556 #

First Dose

9

96,76,979 #

Second Dose

18

94,78,232 #

Precaution Dose

77

13,18,345 #



TRIAGING

MTU

4

Tele Triage

55



ACTIVE CLUSTERS

0

Budding Clusters (<5 Cases)

0

Clusters (> 5 cases)

0



TESTING

821

3,19,31,092 #

RAT

92

RTPCR

729

Positivity : **6.12%**

*FOR LAST 7 DAYS

: indicates cumulative numbers till date



ABSTRACT OF COVID-19 SCENARIO IN BENGALURU

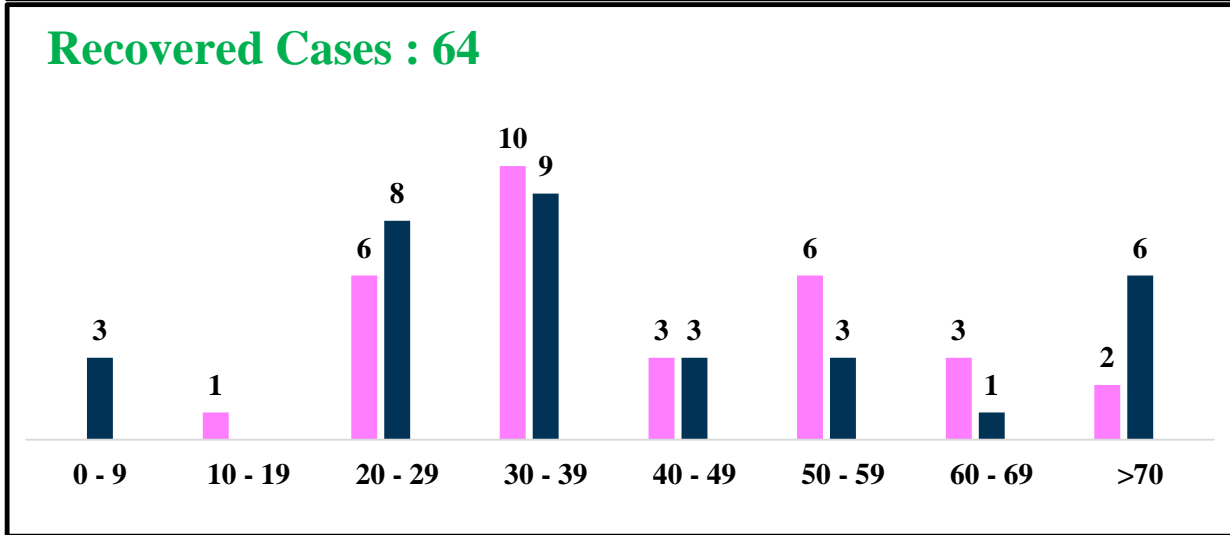
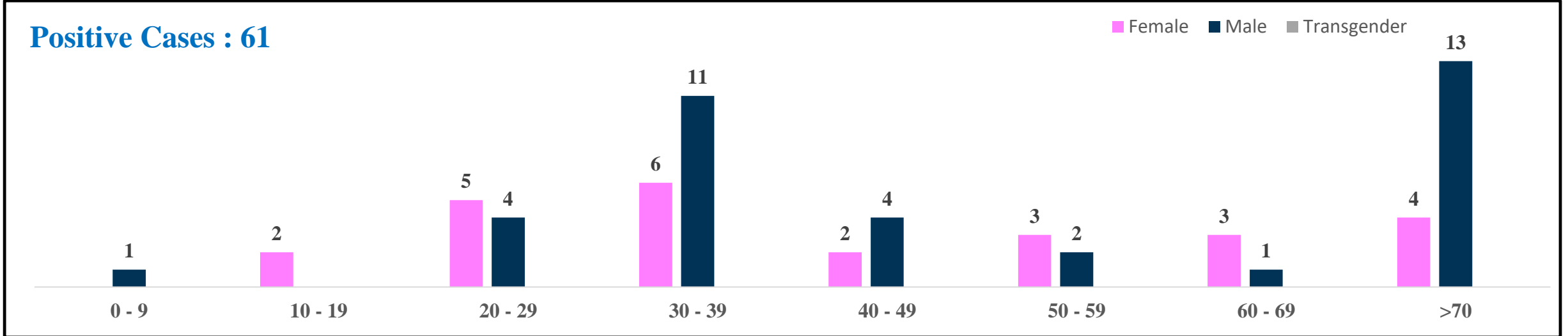


	MALE			FEMALE			TRANSGENDER			TOTAL		
	Last 24 Hours	Last 7 Days	Cumulative	Last 24 Hours	Last 7 Days	Cumulative	Last 24 Hours	Last 7 Days	Cumulative	Last 24 Hours	Last 7 Days	Cumulative
Positive Cases	36	451	11,04,416	25	332	7,68,693	0	0	196	61	783	18,74,001
Recovered Cases	33	820	10,92,291	31	661	7,62,646	0	0	187	64	1,481	18,55,031
Death Cases	0	0	10,760	0	0	6,226	0	0	4	0	0	16,990
Total Tests Done	In Last 24 hrs. : 821			In last 7 days : 12,789			Cumulative : 3,19,31,092					
Vaccine Doses Administered	In Last 24 hrs. : 104			In last 7 days : 4,309			Cumulative : 2,04,73,556					
ACTIVE CASES									1,980			

*Covid deaths occurred today : 00 | Covid deaths occurred beyond last 24hrs., reported today : 00

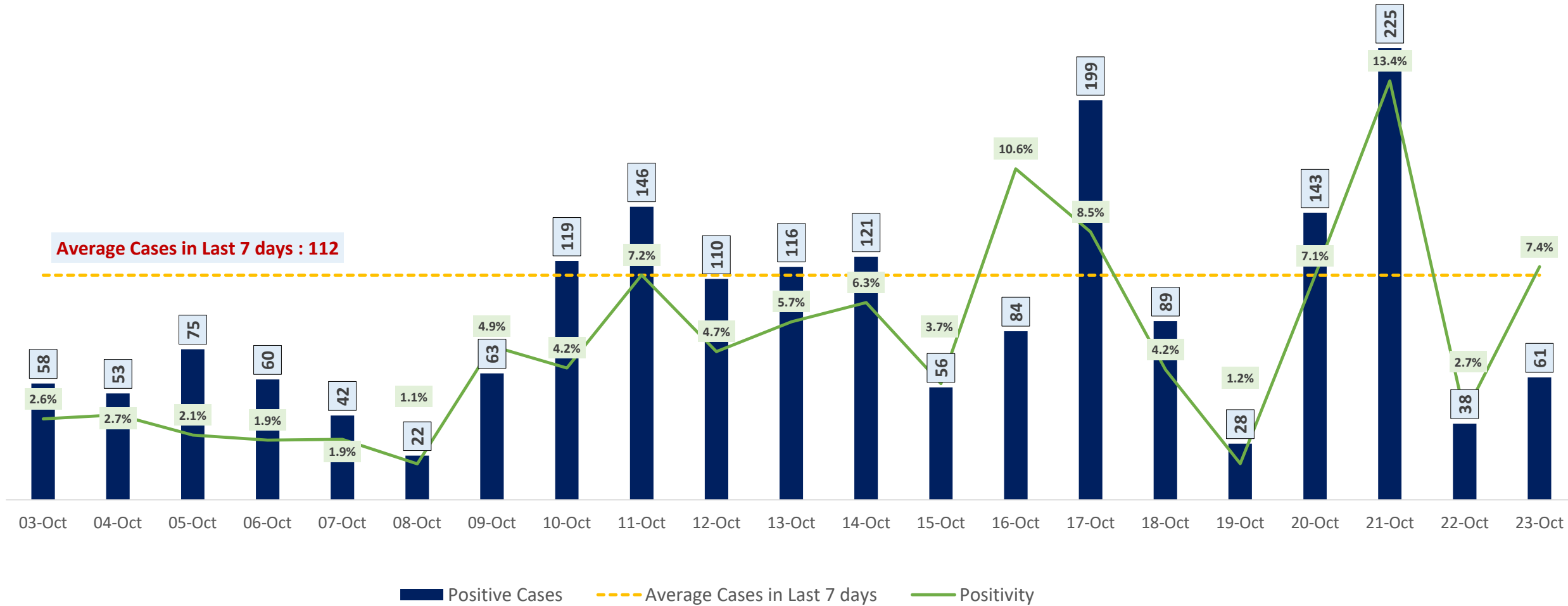


LAST 24 HOURS AGE GROUP AND GENDER WISE DISTRIBUTION





POSITIVITY RATE OF BENGALURU – LAST 21 DAYS

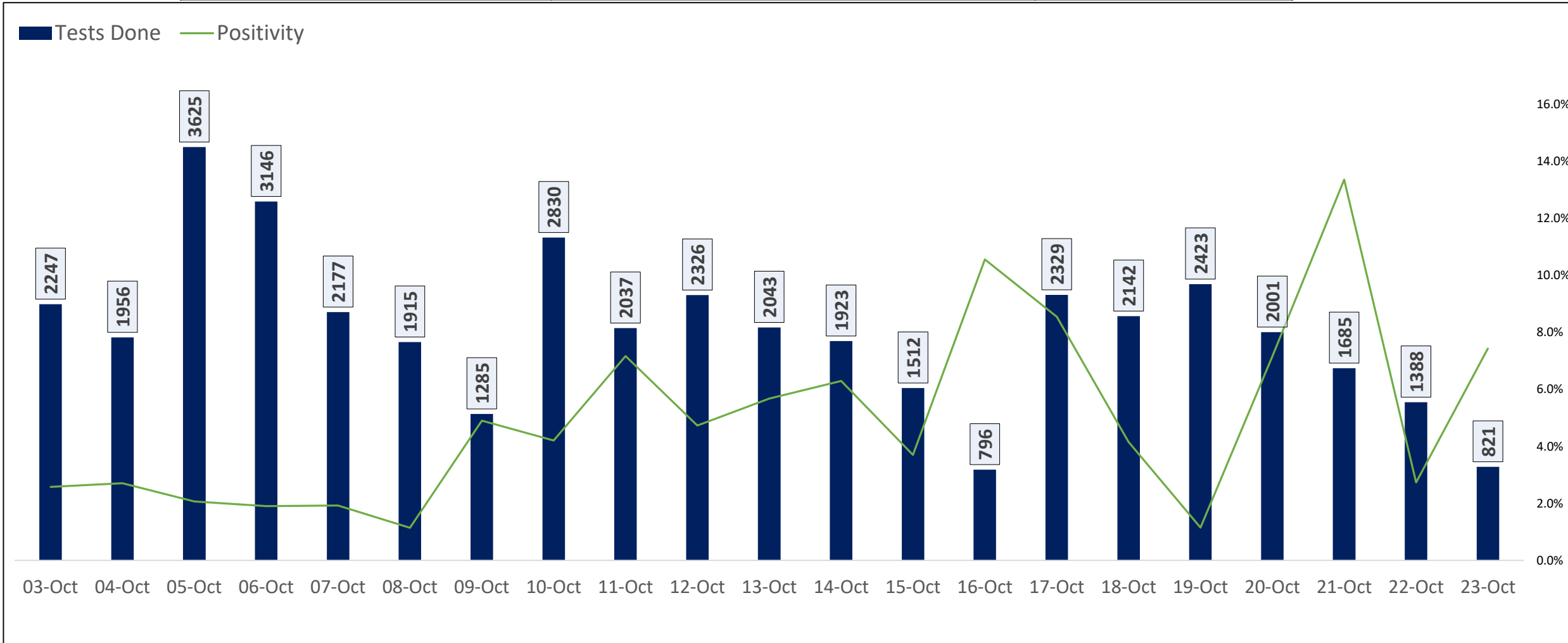




TESTING TRENDS IN BENGALURU

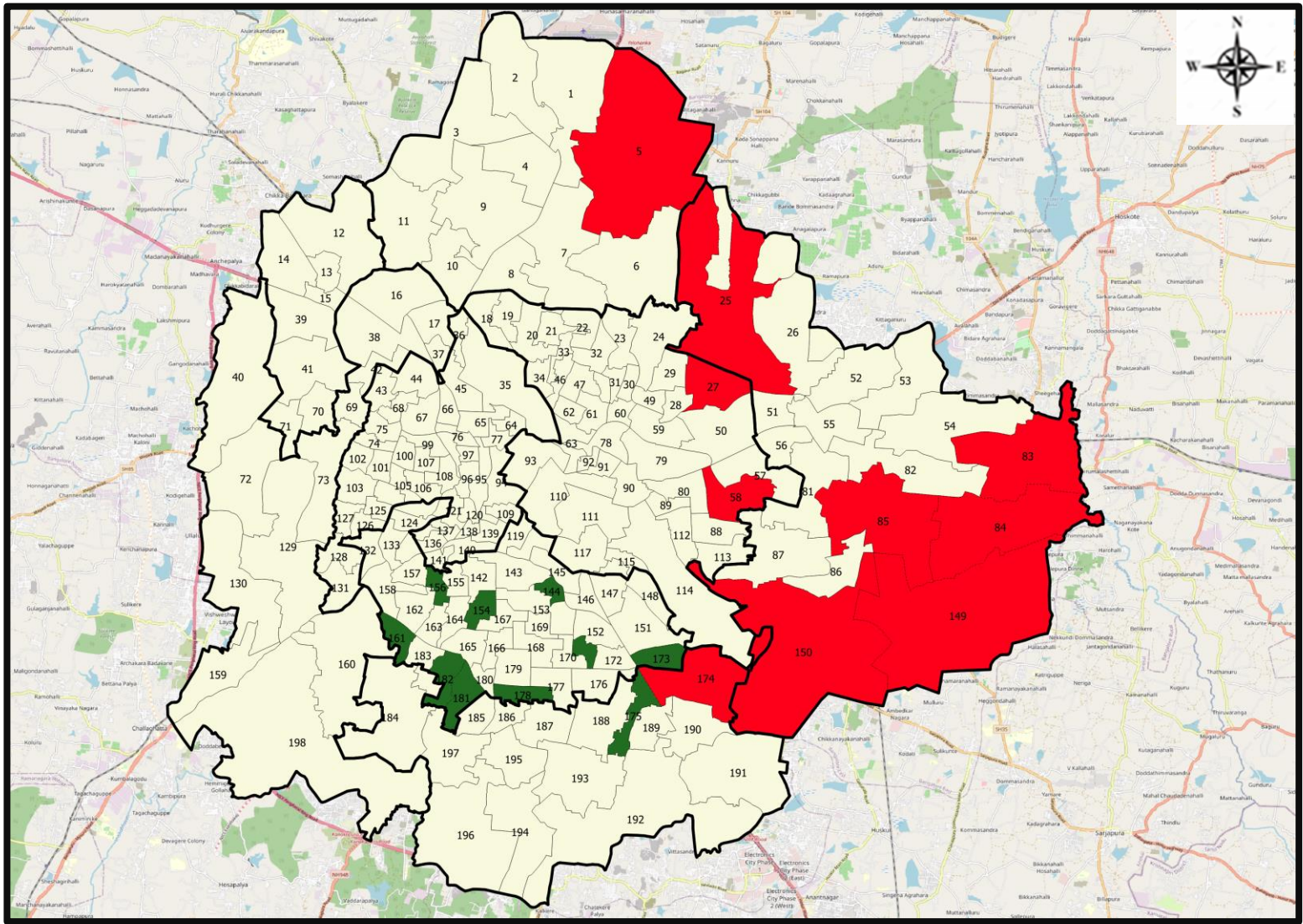


Total Test Conducted Till Date	Test Conducted Last 24 hours	Last 7 Days Average
3,19,31,092	821	1,827





BENGALURU URBAN MAP SHOWING TREND OF POSITIVE CASES IN LAST 7 DAYS



Top 10 wards reporting highest number of positive cases in last 10 days

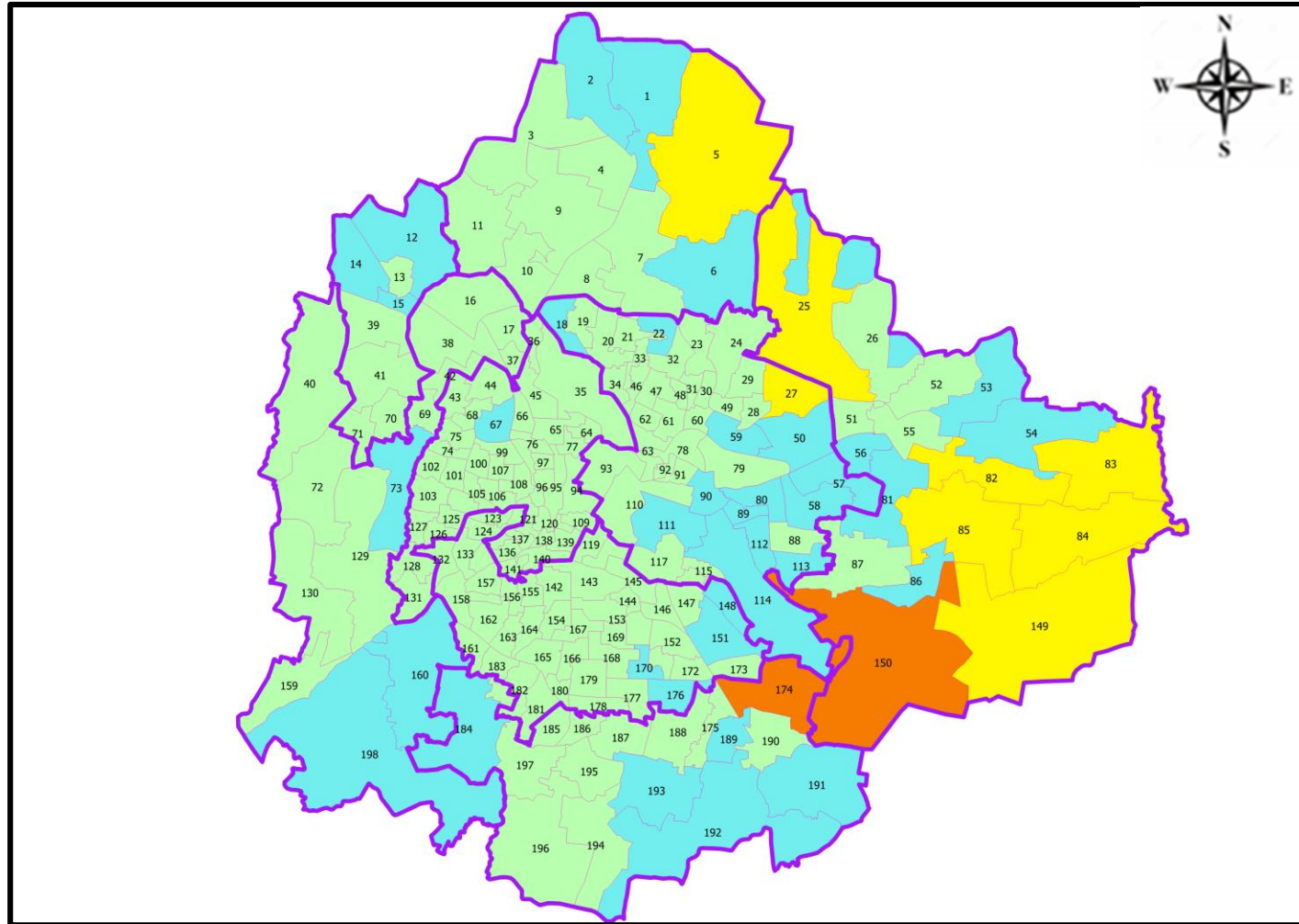
Ward No.	Ward Name	Daily Cases Average
150	Bellanduru	7
85	Dodda Nekkundi	3
174	HSR Layout	3
149	Varthuru	2
25	Horamavu	2
27	Banasavadi	2
84	Hagadur	2
5	Jakkuru	2
83	Kadugodi	2
58	New Tippasandra	2







Top 10 wards reporting least number of positive cases in last 7 days

Ward No.	Ward Name	Daily Cases Average
182	Padmanabha Nagar	0
181	Kumaraswamy Layout	0
178	Sarakki	0
175	Bommanahalli	0
173	Jakkasandra	0
171	Gurappanapalya	0
161	Hosakerehalli	0
156	Srinagara	0
154	Basavanagudi	0
144	Siddapura	0



BENGALURU MAP SHOWING INTENSITY OF POSITIVE CASES IN LAST 7 DAYS



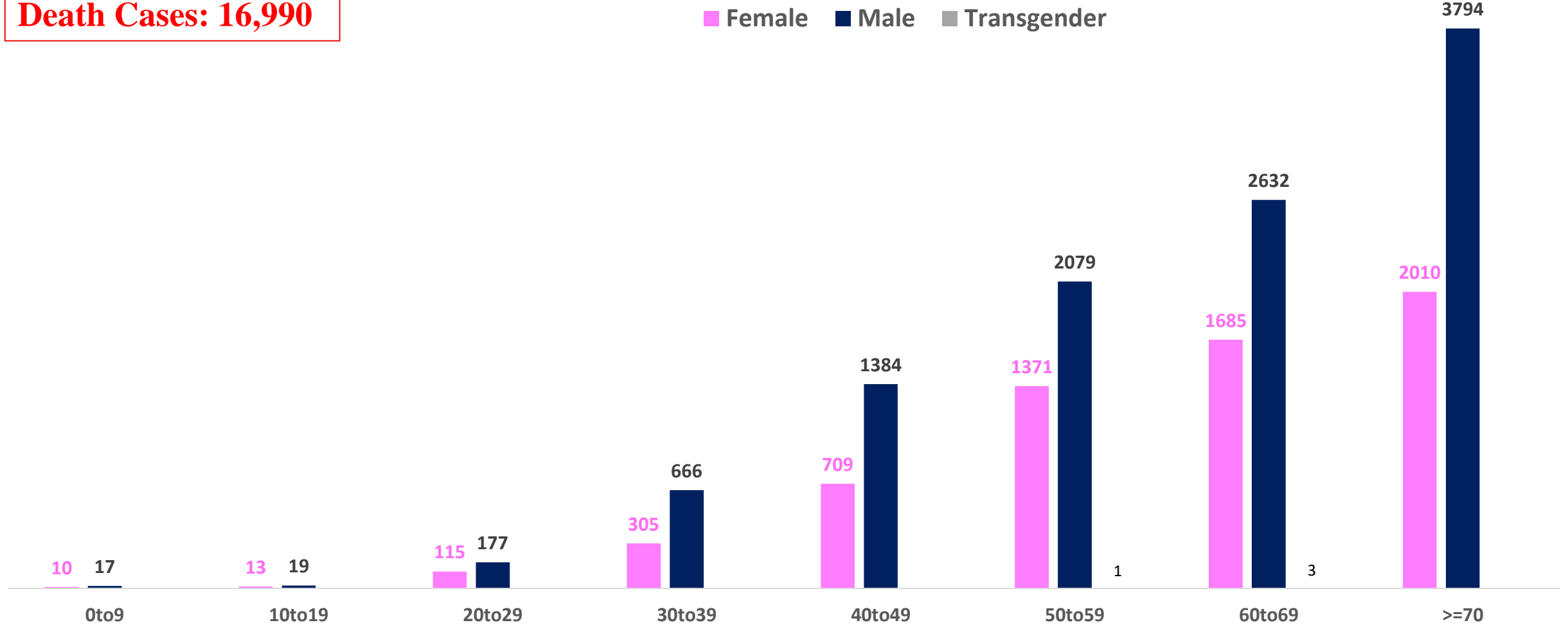
-  Level 1 : 0 to 3 Cases
-  Level 2 : 3 to 10 Cases
-  Level 3 : 10 to 20 Cases
-  Level 4 : 20 to 50 Cases
-  Level 5 : More than 50 Cases
-  Zone Boundaries



AGE AND GENDER WISE DISTRIBUTION OF DEATH CASES



Death Cases: 16,990





COVID-19 SCENARIO IN BENGALURU AND OTHER METROPOLITAN CITIES



CITY NAME	Positive Cases	Active Cases	Recovered	Deceased	Vaccine Doses Administered
New Delhi	20,05,536	426	19,78,603	26,507	3,73,13,601
Bengaluru*	18,74,001	1,980	18,55,031	16,990	2,37,74,598
Mumbai	11,52,377	986	11,31,653	19,738	2,21,31,630
Chennai	7,92,291	1,517	7,81,704	9,070	1,13,93,864

Source : <https://dashboard.cowin.gov.in/> at 5:00pm (24.10.2022)
Source : <https://www.covid19bharat.org/> at 5:00pm (24.10.2022)

*includes BBMP & Bengaluru Urban



SNAPSHOT OF COVID-19 CASES IN BENGALURU URBAN



**Total Wards With
< =10 Cases* :
183**

**Tests Conducted
on 23.10.2022:
821**

**Recovery
Rate*:
98.99%**

**Total
Active Cases :
1,980**

**Total Vaccinated
on 23.10.2022:
104**

**Positivity
Rate* :
6.12%**

**Active
Rate*:
0.11%**

**Case
Fatality Rate* :
0.00%**





*Total positive cases In the past 7 days

*CFR and positivity is for Past 7 days



ಬೃಹತ್ ಬೆಂಗಳೂರು ಮಹಾನಗರ ಪಾಲಿಕೆ
Bruhat Bengaluru Mahanagara Palike



Download BBMP Bulletin	https://apps.bbmpgov.in/covid19/mediabulletin.php
To register for vaccination :	https://selfregistration.cowin.gov.in/
BBMP COVID19 Dashboard:	https://apps.bbmpgov.in/covid19/
Follow us on:	 www.facebook.com/bbmp.comm1/
	 twitter.com/BBMPCOMM
	  BBMPSplHealth

Issued by:

Honorable Chief Commissioner, BBMP
Special Commissioner Health & IT, BBMP
MD, Bengaluru Smart City Limited

THANK YOU !



ಅರೋಗ್ಯ ಮತ್ತು ಕುಟುಂಬ ಕಲ್ಯಾಣ ಇಲಾಖೆ

ಇನ್ನು ಕೆಲವು ಸಮಯ ಕೋವಿಡ್ ವಿರುದ್ಧದ ನಮ್ಮ ಹೋರಾಟ ಮುಂದುವರಿಸೋಣ.

- ಮಾಸ್ಕ್ ಧರಿಸಿ
- ದೈಹಿಕ ಅಂತರ ಪಾಲಿಸಿ
- ಕೈಗಳ ಸ್ವಚ್ಛತೆ ಕಾಪಾಡಿಕೊಳ್ಳಿ
- ಗುಂಪು ಸೇರುವುದನ್ನು ತಪ್ಪಿಸಿ
- ಸ್ವಯಂಪ್ರೇರಿತವಾಗಿ ಲಸಿಕೆ ಪಡೆಯಿರಿ

ಕೋವಿಡ್-19 ಮುನ್ನೆಚ್ಚರಿಕೆ ಕ್ರಮಗಳನ್ನು ಪಾಲಿಸಿ. ಇದು ನಮ್ಮೆಲ್ಲರ ಜವಾಬ್ದಾರಿ.

ಹೆಚ್ಚಿನ ಮಾಹಿತಿಗಾಗಿ 24X7 ಉಚಿತ ಅರೋಗ್ಯ ಸಹಾಯವಾಣಿ 104 ಕ್ಕೆ ಕರೆ ಮಾಡಿ

